

ECO 275



- Low energy consumption
- Sized for installation in closet module of 60 cm
- Right/left function


ECO 275 is a ventilation system for heat recovery with a high-efficiency counterflow heat exchanger that has a heat recovery rate up to 94% as well as fans with energy saving EC motors. ECO 275 is particularly suitable for apartment construction or single family houses, where the ventilation system is built into a closet or mounted freely on the wall.

ECO 275 is suitable for installation in buildings with an area up to 350 m². Despite the compact dimensions for installation in a standard 60x60 cm closet module, the performance of the ECO 275 is on par with systems which is significantly more space consuming. By default, the ECO 275 is supplied with G4/Coarse filters on outdoor air intakes and on extract air (M5/F7 filter is supplied as an accessory). ECO 275 can be supplied as either a right- or left-configured system (defined by the connection of the extract air).

As an accessory for the ECO 275, a built-in modulating 1200 watt preheater is available – ensuring a balanced air supply, even in very cold outdoor temperatures, with a minimal energy consumption.

The system comes with an Optima 270 control:

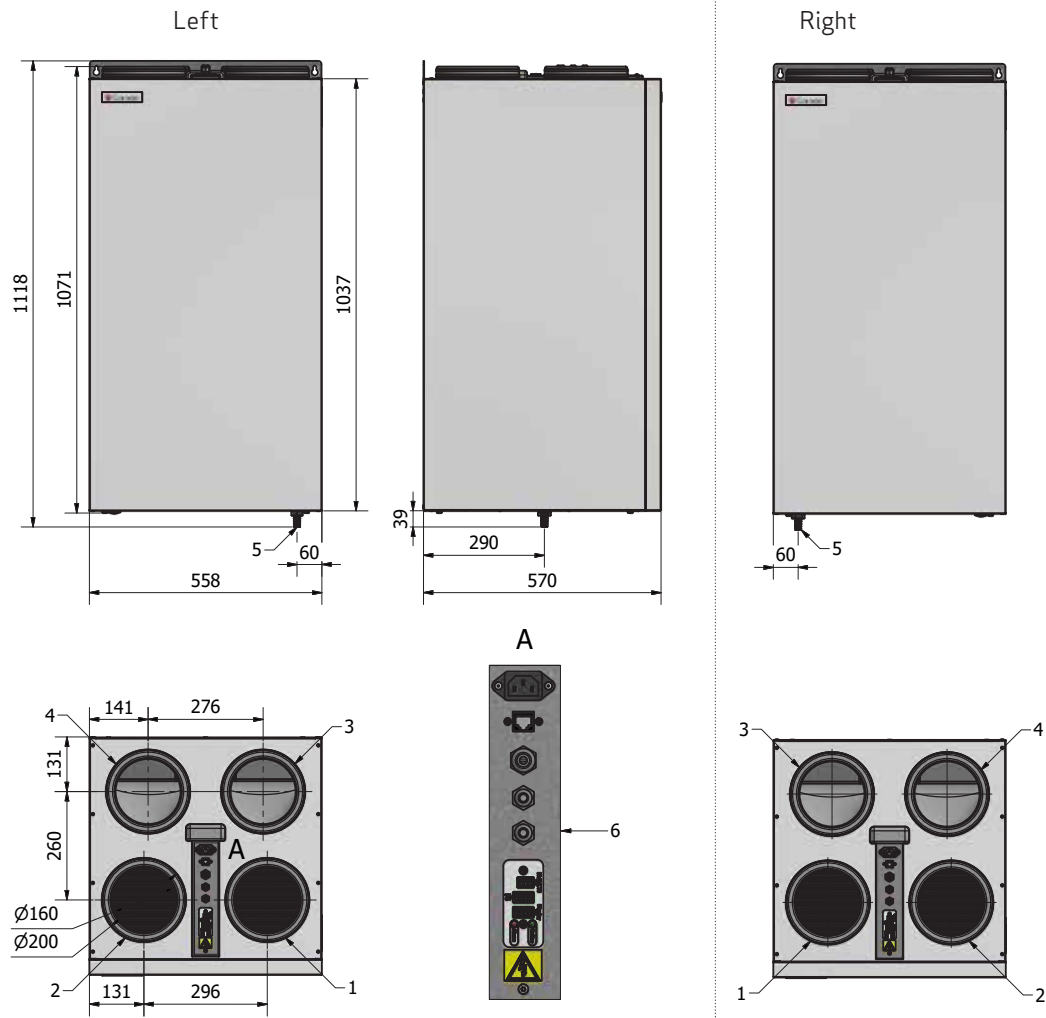
- Passive comfort cooling with fully automatic 100% bypass.
- Reduced energy consumption by means of modulating humidity control and calendar program.
- Connection of electric preheater or post heater, which adjusts the temperature according to needs.
- Can be connected to a BMS system via Modbus communication.
- Integrated RJ45 connection for cloud connection.
- Can be used without a display or with the option to connect either of two display types (Basic/Touch).
- Built-in data logging and the option of remote monitoring.



Dimensional sketch

Dimensions in mm

1. Outdoor air
2. Extract air
3. Exhaust air
4. Supply air
5. Condensate drain
6. External electrical connection



Technical data

ECO 275

Electrical connection	1 x 230V + N + PE 10 A, 50 Hz
Fans	Ø175 mm backward-curved blades
Motor type	EC motor with integrated electronics
Insulation class for fan	B
Fan protection class	IP 54
Fan speed	3740 rpm
Power consumption (max. per motor)	85 W
Electricity consumption for fan	0.8 A
Dimensions (h x l x d) excl. connectors	104 x 56 x 57 cm
Cabinet	Exterior: 0,7 mm galvanised sheet metal, powder coated RAL 9016
Duct connection	Ø160/200 mm
Front	Exterior: 0,7 mm galvanised sheet metal, powder coated RAL 9016
Wall mounting	Wall bracket with keyholes
Heat exchanger	PET (Enthalpy option)
Preheater (modulating)	1,200 W
Temperature workspace	-20°C to +50°C
Condensate drain	Ø15 mm hose coupling nipple
Filters	G4/Coarse (outdoor air/exhaust air) - F7/ePM1 (accessory)
Sound pressure level (Lp) at 1 m.	47 dB (A) @ 301 m ³ /h, 50 Pa
Weight	40 kg/(25 kg light version)
Energy class	A

ECO 275 and ECO 275 light

There are two models: ECO 275 and ECO 275 light. ECO 275 light is 15 kg lighter than ECO275 and allows for factory-fitted supply air connection at the bottom of the cabinet (bottom supply air connections shall be stated on the order).

For the lowest noise levels, Genvex recommends the standard version of ECO 275.

ECO 275 is by default fitted with a plastic heat exchanger to achieve the highest heat recovery rate. However, the system can also be configured with an Enthalpy heat exchanger that - in addition to heat - can recover moisture from the extract air.



ECO 275

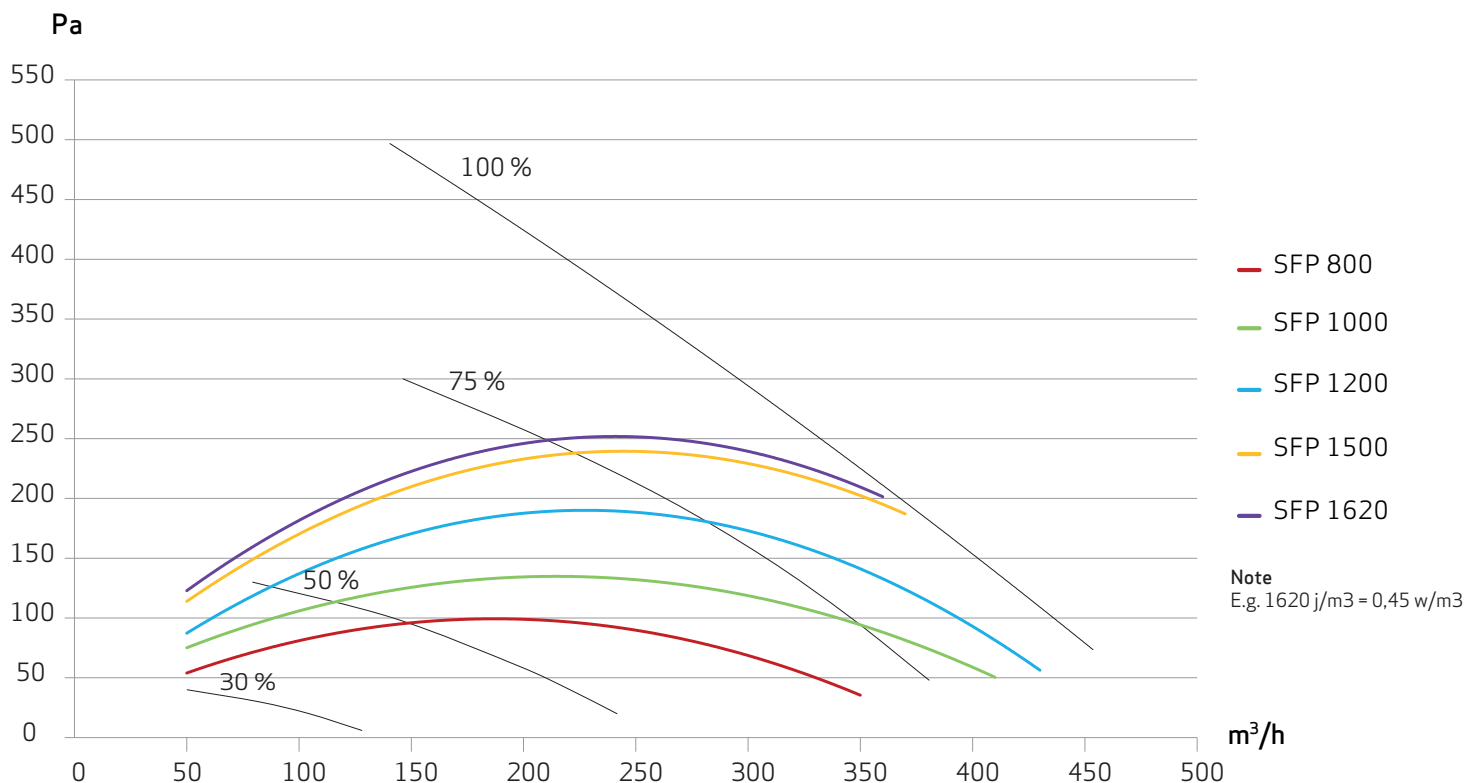


ECO 275 light

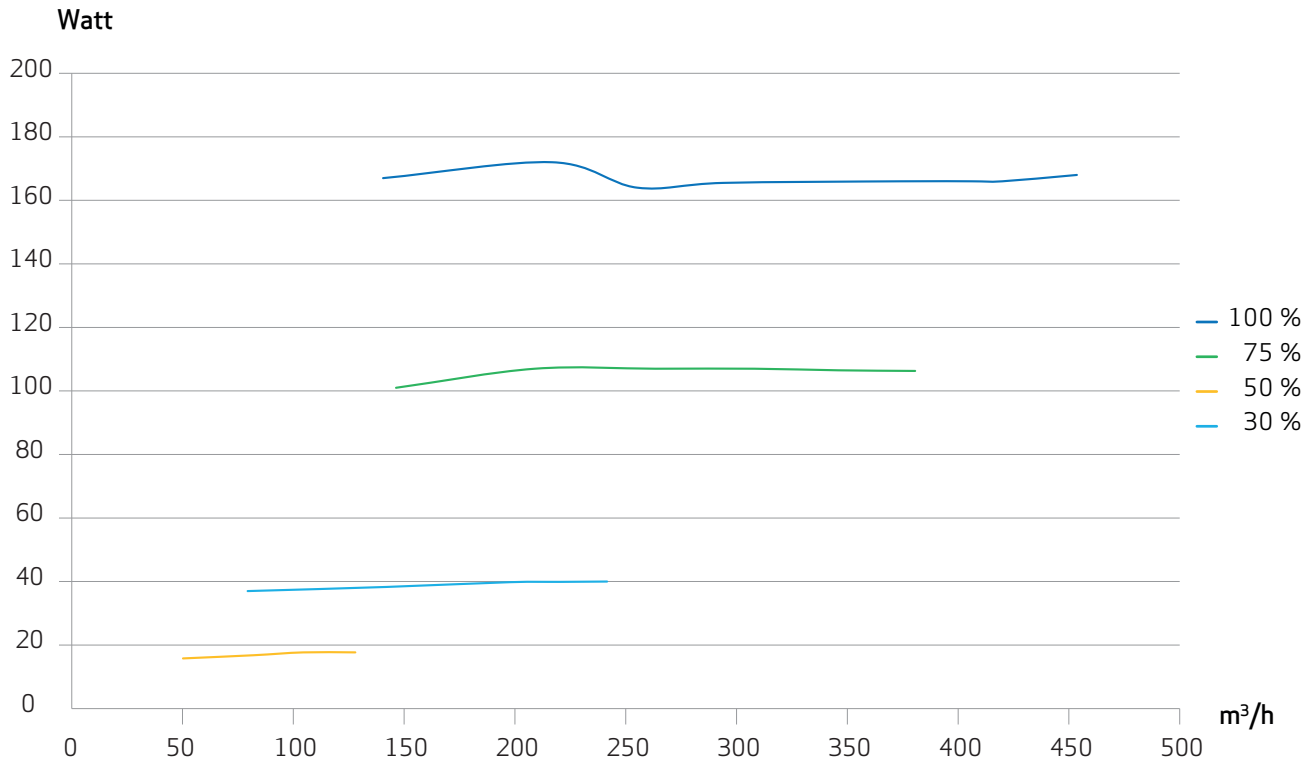
Capacity

The capacity lines are based on an average value of supply air and exhaust air volumes in a unit. The graphs indicate the average external pressure available at a given air volume. Power consumption for control is not included in the SFP value (approx. 6 watt).

SFP factors ECO 275 - measured in accordance with EN13141-7 (G4/G4 PET)



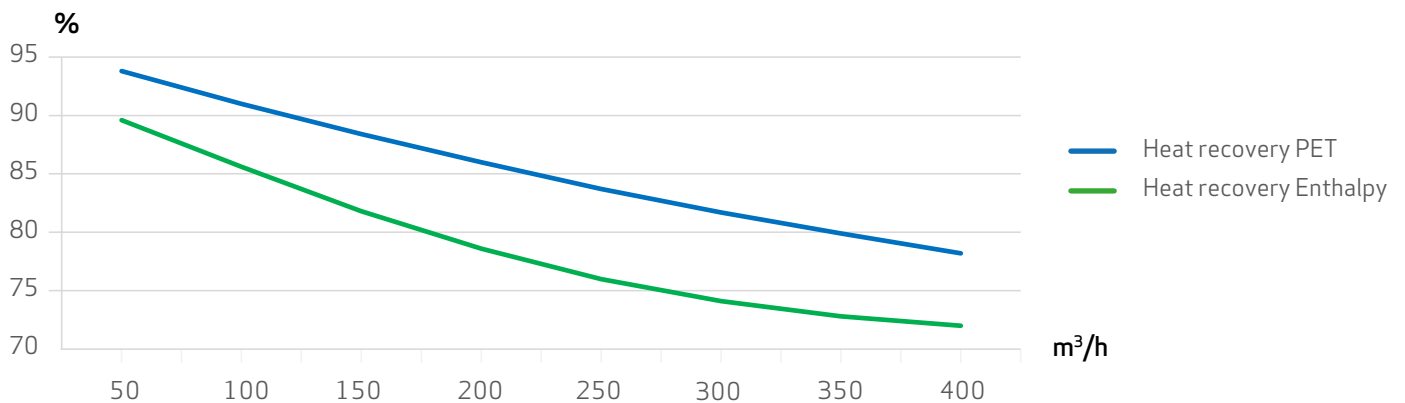
Power consumption



Temperature efficiency

“Dry” temperature efficiency in accordance with EN 13141-7 and balanced air flow on the outdoor air and extract air side. This does not account for any ice that may accumulate on the heat exchanger at low outdoor temperatures.

Temperature efficiency in accordance with EN13141-7



Sound data

Air flow (m³/h)	Pressure (Pa)			Frequency/Hz								
				63	125	250	500	1000	2000	4000	8000	Total
126	70	Sound power level Lw dB(A)	Supply air	51,8	48,8	48,2	36,6	28,5	25,3	<20	<20	41,3
			Exhaust	50,4	51,5	51,6	46,1	32,5	29,0	<20	<20	46,0
			Outdoor	54,6	52,8	52,7	43,8	33,9	31,3	<20	<20	45,6
			Extract	48,7	50,6	47,0	37,4	28,6	26,0	<20	<20	41,7
		Sound pressure level Lp dB(A)@ 1 m.	Cabinet (light)	46,3	45,7	44,0	35,5	28,8	26,5	20,8	13,8	38,5
			Cabinet	47,4	49,2	42,0	31,8	24,8	21,4	<20	<20	35,8
	100	Sound power level Lw dB(A)	Supply air	52,1	52,8	52,9	41,3	34,2	30,3	21,8	<20	44,8
			Exhaust	54,0	55,9	59,9	53,3	38,9	35,3	23,3	20,8	52,3
			Outdoor	54,3	55,8	58,9	50,5	36,6	34,0	22,3	<20	53,1
			Extract	48,9	50,9	51,6	45,2	34,7	31,4	<20	<20	45,3
		Sound pressure level Lp dB(A)@ 1 m.	Cabinet (light)	45,2	46,7	48,7	39,5	32,6	30,0	22,5	15,9	42,5
			Cabinet	47,2	54,7	46,0	35,8	26,7	20,6	<20	<20	38,3
162	70	Sound power level Lw dB(A)	Supply air	48,5	49,3	50,0	41,3	36,3	35,6	25,9	<20	44,6
			Exhaust	51,0	52,8	60,5	48,9	35,2	34,6	23,3	<20	52,0
			Outdoor	52,1	52,3	54,8	47,4	39,6	37,6	27,8	<20	48,4
			Extract	48,6	50,1	52,1	39,7	32,0	28,1	<20	<20	44,2
		Sound pressure level Lp dB(A)@ 1 m.	Cabinet (light)	48,1	44,8	47,0	37,4	32,0	29,6	23,6	16,2	40,7
			Cabinet	43,5	43,5	40,2	34,1	28,4	25,3	20,6	<20	36,9
	100	Sound power level Lw dB(A)	Supply air	50,7	46,9	48,4	40,0	35,6	35,4	24,8	<20	44,1
			Exhaust	53,3	52,9	63,1	50,4	37,8	34,8	23,8	<20	53,2
			Outdoor	51,7	50,4	53,6	50,3	40,5	39,4	29,8	<20	54,0
			Extract	50,2	52,1	55,5	48,0	36,5	33,5	<20	<20	48,7
		Sound pressure level Lp dB(A)@ 1 m.	Cabinet (light)	48,0	45,5	47,9	40,2	33,7	31,3	23,2	16,4	42,5
			Cabinet	48,6	44,8	45,8	35,1	27,5	22,9	<20	<20	39,0
216	70	Sound power level Lw dB(A)	Supply air	51,9	50,0	50,9	45,2	41,2	39,5	30,9	24,7	45,0
			Exhaust	51,2	50,5	57,7	53,3	40,1	42,3	31,7	22,1	51,3
			Outdoor	53,2	51,8	57,4	53,6	44,0	44,1	33,9	25,1	53,2
			Extract	50,0	50,0	56,0	45,0	38,8	38,9	26,5	<20	48,7
		Sound pressure level Lp dB(A)@ 1 m.	Cabinet (light)	47,1	44,1	46,9	39,4	33,7	32,0	26,3	16,5	41,9
			Cabinet	48,5	44,5	41,6	34,2	27,9	25,2	<20	<20	37,7
	100	Sound power level Lw dB(A)	Supply air	51,8	50,4	52,2	45,1	40,9	40,0	30,4	23,4	47,3
			Exhaust	55,8	55,3	64,3	58,3	48,9	48,5	31,0	30,4	58,0
			Outdoor	56,1	55,1	60,6	56,0	47,8	49,4	38,8	30,1	59,0
			Extract	51,6	51,2	59,0	50,4	42,7	42,4	31,7	23,5	52,0
		Sound pressure level Lp dB(A)@ 1 m.	Cabinet (light)	47,0	45,5	49,8	40,5	34,9	33,0	26,3	18,6	44,1
			Cabinet	46,6	44,5	43,3	36,3	30,0	26,3	21,0	<20	39,2
200	150	Sound power level Lw dB(A)	Supply air	55,0	54,8	57,7	51,8	50,5	44,8	40,4	33,4	55,5
			Exhaust	57,7	57,1	69,5	59,5	47,0	45,8	34,7	25,0	62,1
			Outdoor	61,7	59,5	67,8	61,1	53,8	55,2	46,3	39,9	61,9
			Extract	55,1	55,2	67,1	53,4	46,1	43,1	33,2	23,3	59,0
		Sound pressure level Lp dB(A)@ 1 m.	Cabinet (light)	47,1	46,5	52,3	45,6	38,4	35,6	30,3	22,2	46,7
			Cabinet	49,0	45,3	49,8	38,7	30,8	27,0	22,0	<20	42,5
	200	Sound power level Lw dB(A)	Supply air	56,0	55,8	58,1	53,4	50,9	48,5	42,1	35,8	56,6
			Exhaust	63,4	63,0	72,0	65,0	52,1	48,7	39,8	30,4	66,6
			Outdoor	61,5	58,8	67,9	62,3	52,4	52,4	42,4	32,4	63,0
			Extract	59,3	57,4	67,4	56,7	49,2	45,9	37,1	26,9	63,3
		Sound pressure level Lp dB(A)@ 1 m.	Cabinet (light)	47,8	47,0	53,5	46,7	40,4	37,8	31,5	24,1	48,7
			Cabinet	49,6	45,8	49,2	42,5	35,6	31,9	24,8	21,6	45,2
250	150	Sound power level Lw dB(A)	Supply air	55,7	52,9	51,7	50,6	44,1	44,3	38,3	33,3	56,0
			Exhaust	62,0	69,0	71,2	64,6	53,8	52,8	43,9	35,0	66,3
			Outdoor	60,3	58,6	67,5	61,6	51,9	53,8	44,0	38,0	62,0
			Extract	59,1	55,8	61,4	54,6	48,7	47,2	38,7	29,9	59,0
		Sound pressure level Lp dB(A)@ 1 m.	Cabinet (light)	48,9	46,1	51,8	44,8	39,9	37,8	31,9	24,5	47,2
			Cabinet	49,3	46,1	49,2	43,1	36,2	35,1	27,4	23,2	45,1
	200	Sound power level Lw dB(A)	Supply air	59,5	56,1	56,6	52,8	48,3	46,9	40,2	34,9	54,7
			Exhaust	60,1	58,0	67,7	63,2	52,5	51,9	43,6	34,4	64,3
			Outdoor	62,2	59,0	65,7	61,4	51,9	51,2	41,8	34,4	62,0
			Extract	61,1	55,6	63,7	57,1	47,0	46,9	40,6	32,2	60,2
		Sound pressure level Lp dB(A)@ 1 m.	Cabinet (light)	50,7	47,1	55,9	48,1	41,2	38,5	32,0	25,5	50,2
			Cabinet	56,1	45,8	49,4	42,7	33,9	34,4	24,8	20,6	45,9

Automatic control

ECO 275 is delivered with the Optima 270 controller.

The Optima Control comes with a factory setting that allows operation of the system without first needing to configure the system's operating menu.

The factory setting is just a basic setting that can be changed to match the operational desires and requirements of your home.

ECO 275 can be delivered with the following accessories:

- Genvex Automatic Fire Control.
- Water-based post-heating surface, incl. motor valve, or electric heating surface for installation in ventilation duct.
- Brine-based preheating/cooling surface.
- Integrated electric preheating surface.
- Optima Basic or Optima Touch control panel.
- Wireless CO₂ sensors.
- Level switch for condensate.

Control panel - Optima Touch



Speed

With this function, it is possible to set the fan speed in steps 0-1-2-3-4.



Extended operation

With this function, it is possible to set the timer for forced operation for between 0 and 9 hours.



Lock display

This function locks the display for 5 seconds. Typically used when wiping down the display



Main menu

With this function, it is possible to enter the main menu, where you will find the following sub-items: calendar, user menu, display, information menu and service menu.



Information

With this function, it is possible to get a good overview of the system's current operating condition, e.g. temperature, fan setting, relay status/functions, alarm, timer, etc.



Temperature

With this function, it is possible to set the desired temperature.

Contact os

